

Fold Here

# ROCK INVESTIGATION:

## 3-5 Instruction Guide

For this activity we'll be taking a closer look at rocks! While they might not crawl like insects or fly like birds, rocks are still an important part of nature. Rocks break down into dirt and sand, create shelter for many animals, and are even used to make things like roads and buildings. Plus, they come in all sorts of interesting shapes and colors!




Rocks are separated into 3 categories depending on how they form.

**Igneous rocks** are formed by volcanoes. When volcanoes erupt, they spew hot magma. Over time, this magma cools and hardens creating strong, solid rock.

**Metamorphic rocks** are formed by heat and pressure. Found under the earth's surface, they sometimes start out as a different type of rock, but change as the Earth heats up or pushes on them.

**Sedimentary rocks** are formed by small pieces of rock (sediments) coming together and hardening.

Rocks don't stay the same forever. When they are exposed to water, wind, heat, or pressure, they can change. This process is called the **rock cycle** and it's happening all around us.

<u>Igneous:</u>	<u>Metamorphic:</u>	<u>Sedimentary:</u>
		
Granite      Pumice	Limestone      Gypsum	Marble      Quartzite



Fold this sheet in half along the dotted line, grab a pencil, and head outside to explore!

# ROCK INVESTIGATION 3-5

Match the definition to the correct type of rock. Look back at your instruction sheet if you need help.



Metamorphic

Formed from small pieces of rock hardening together



Sedimentary


Formed from cooling magma

Igneous

Formed from heat and pressure

How could a rock change from one type to another?

Find a rock and draw a picture of it in the box below.



The main color of my rock is:

My rock also has these colors on it:

My rock is unique because it has:

I think my rock is (*circle one*)

Igneous      Metamorphic      Sedimentary

I think my rock is \_\_\_\_\_ because \_\_\_\_\_  
(Rock Type)

As you explore around your neighborhood looking for different rocks, use this space to draw or write the types of rocks you see:

